

Updating your product listed on [discovernorthernireland.com](https://www.discovernorthernireland.com)

To better serve you as a product owner we have changed the platform that you currently use to manage your product listings.

Product and event listings displaying on [discovernorthernireland.com](https://www.discovernorthernireland.com) are now managed via the new Product manager on <https://www.tourismni.com/>

You will no longer access the [Owners Login Portal](#) to make updates to your product listing on [discovernorthernireland.com](https://www.discovernorthernireland.com). Instead, you will log onto [Tourism NI's Business Hub](#) to submit new products and manage your existing product listings.

If you would like to have your tourism product listed on www.discovernorthernireland.com or you have an existing product on the website we need you to register your product/s.

This is a one-off registration, once you have completed the product registration you will be able to update your listings via the new Product Manager.

Step 1: Register/Sign up

The first step is to Register/Sign up to www.tourismni.com so as to create an account which you will use to access the Tourism NI Business Hub and the Product Manager.

In the address bar of your browser type in the web address (URL): www.tourismni.com and Sign in/Register From here you will be redirected to a login page where you will be able to onboard and create your login details.

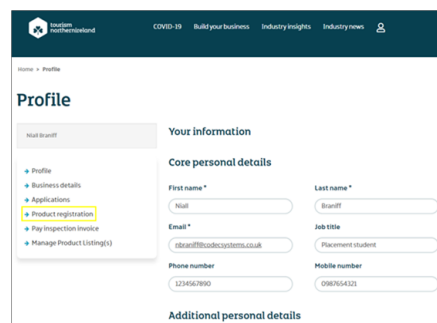
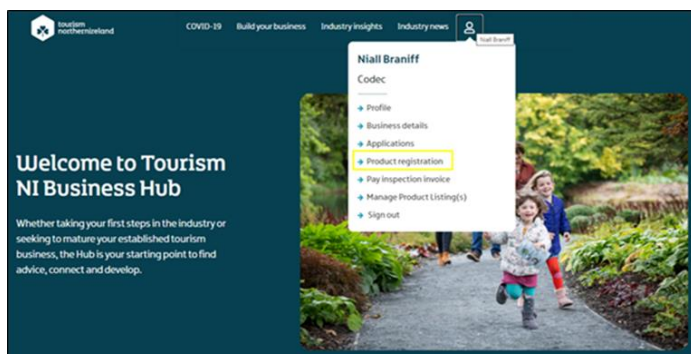


A step by step video guide is available here [Sign up with Tourism NI](#) which will take through the onboarding process.

Step 2: Product Registration

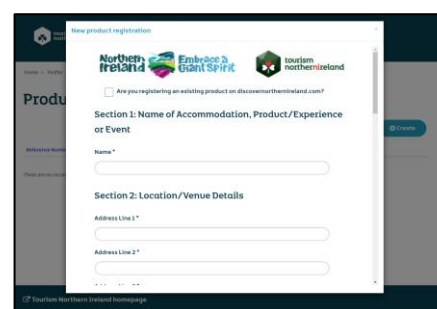
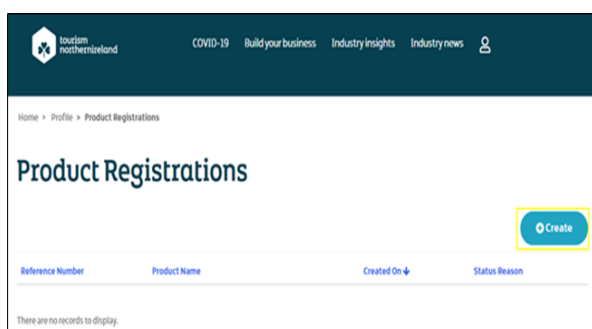
Once you have created your account and profile, we need you to register the product/s that you own so as you can access the Product Manager.

Sign back into www.tourismni.com by clicking person profile icon using that login details that you created. From your profile icon you will now be able to see the Product Registration in the menu.



Please take a few minutes to complete the product registration form and submit.

Click on the 'CREATE' link, the product registration form will open.



If you are registering an existing product tick the check box.

Are you registering an existing product on discovernorthernireland.com?

You will be asked to confirm that you agree to the terms set out in the [Tourism NI's Contributor Agreement](#)

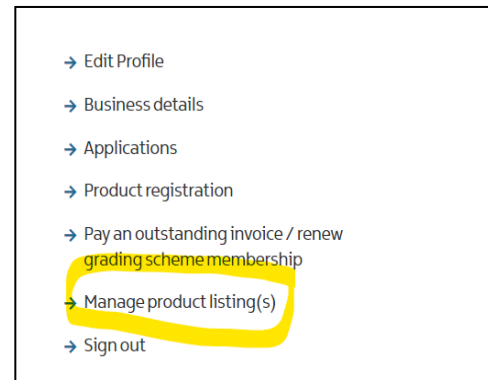
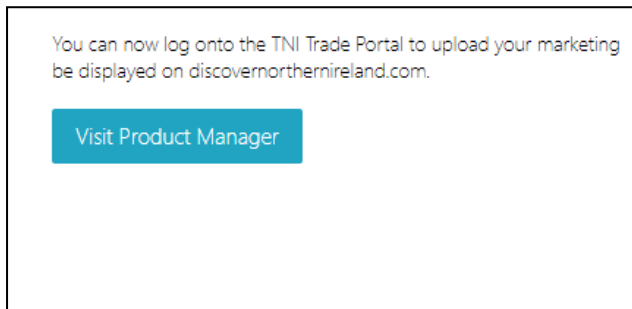
If you have multiple product listings you will need to complete a registration form for each product.

You will only have to register your products once and from then on you will use the one login to access your full portfolio of products.

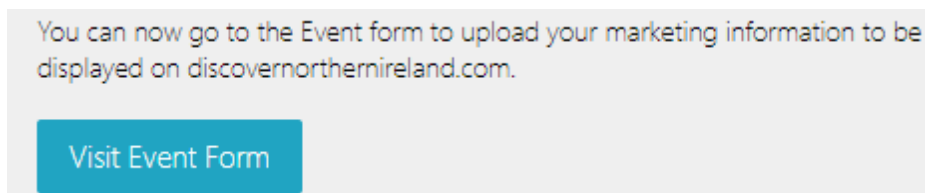
You can also use the product registration form to register new products and events listings.

You will receive an automated email when your product registration has been processed.

Click into the link 'Visit Product Manager' on the approval email that you received or log back onto your tourismni.com account and click on your profile. Navigate to the 'Manage Product (listings)' from here your registered product/s will be available to you to open and update with your marketing content.



If you are registering a new event you will receive an automated email when your event registration has been approved. Click into the link 'Visit Event Form' on the approval email that you received. You will be navigated to the Event form which you can add your marketing content and images. Once completed submit the form. You will receive an email when the your event listing is published to the [Whats on](#) section of the website



If you have any problems completing the enrolment or product registration and would like us to assist you - please email us at: tidi@tourismni.com or telephone 028 9044 1551.

If you no longer wish to be listed on discovernorthernireland.com please contact us using the details above.